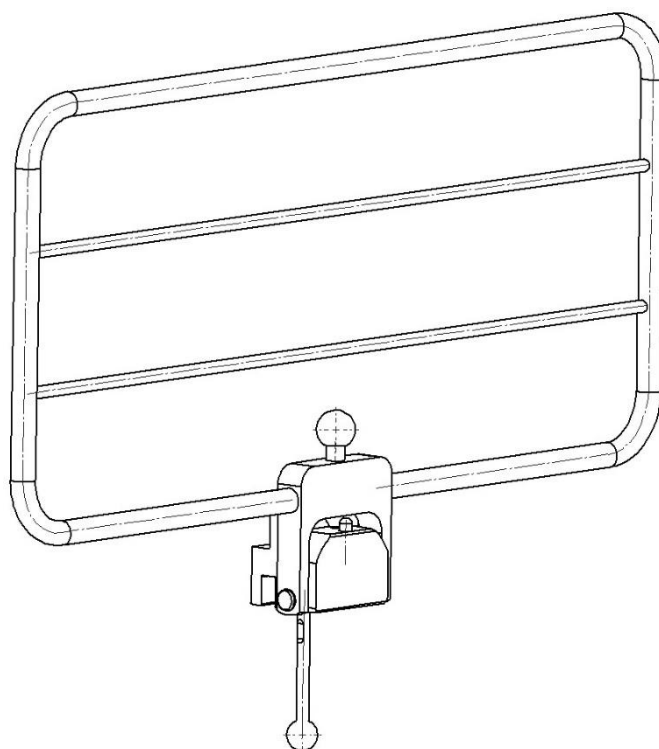


Safety side rail 10-530 including versions



Version	Description
10-530	Clamp (EU 25x10 mm rail)
10-530-US	Clamp (US 1 $\frac{1}{8}$ " x $\frac{3}{8}$ " rail)
10-530-UK	Clamp (UK 1 $\frac{1}{4}$ " x $\frac{1}{4}$ " rail)



Warning! This symbol indicates important information related to safety. Follow these instructions carefully.



Read User Manual before use! It is important to fully understand the content of the user manual before attempting to use the equipment.



2021-04-23

Document number: M10-530EN rev.01

Intended use

Safety side rail for stabilizing and acting as a protective and supporting barrier for the patient on the OR-table during surgery. The product is to be used by medical professionals within a medical facility.




Safety regulation

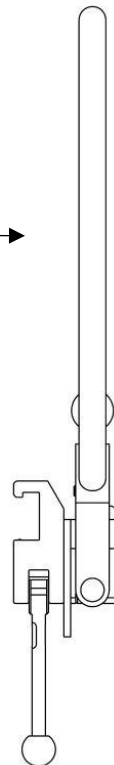
Maximum load: 20 kg in even distribution, corresponding to a patient weight of 200 kg, according to EN 60601-1 and EN 60601-2.

Before use, ensure correct function!

Service and preventive maintenance shall be performed by authorized personnel.

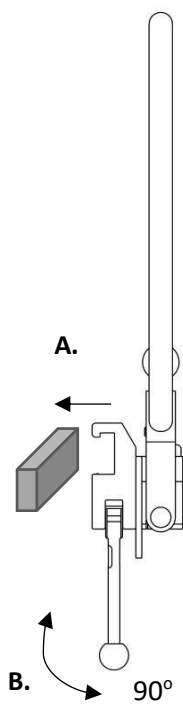


MAX 20 kg (MAX 200 kg )

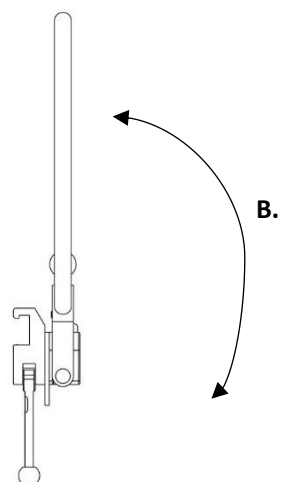
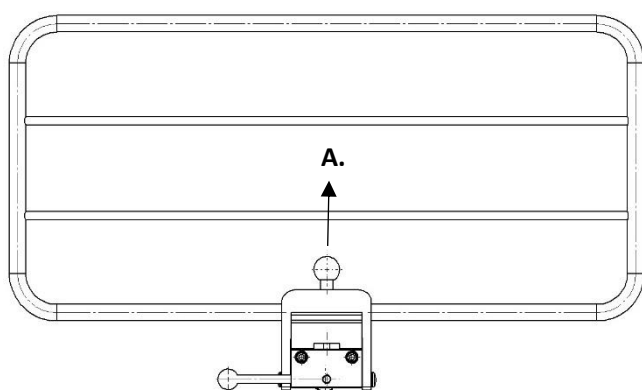


User instruction

Installation



Position adjustment



Maintenance



Service, preventive maintenance, adjustment and repair shall be performed by authorized personnel only. Altering the construction without a written consent from the manufacturer, is strictly forbidden.

Cleaning

Clean with antiseptic detergent with pH 6 – 8 and warm water. Ethanol can be used on metal surfaces. Wipe dry with soft cloth. Do not use strong acidic or alkaline detergent.

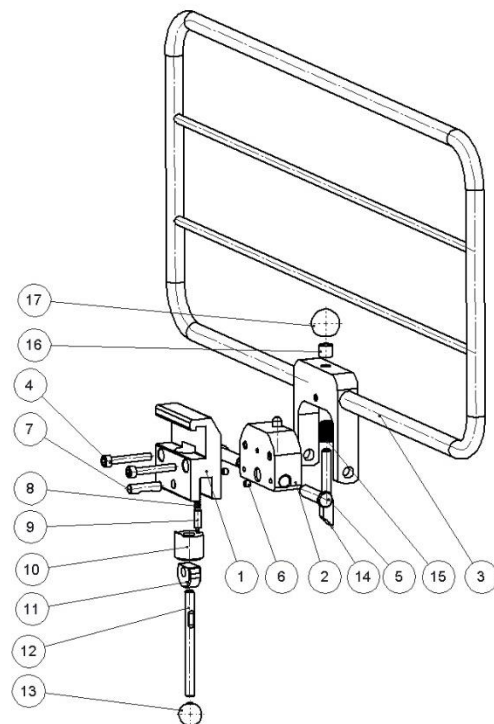
Control

Check that there are no loose parts and that there is no damage to any part. Check the lock function of the side rail. If cover is used check that it is clean and is not damaged.

Annual service

Once a year the side rail shall be carefully cleaned, moving parts shall be lubricated, the locking function shall be tested.

Spare parts



		Version: 10-530		10-530-US	10-530-UK
	Description	Pcs.	Article no.	Article no.	Article no.
1.	Clamp body	1	10460	10975	11272
2.	Pivot	1	10474	10474	10474
3.	Frame	1	10977	10977	10977
4.	Screw MC6S M6x40 FZB	2	-	-	-
5.	Shaft	2	11359	11359	11359
6.	Set screw MSK6SS M5x5 FZ	2	-	-	-
7.	Shaft	1	10009	10009	10009
8.	Spring	1	10013	10013	10013
9.	Pressure pin	1	10012	10012	10012
10.	Plunger	1	10711	10711	10711
11.	Eccentric	1	11165	11165	11165
12.	Lock handle	1	10014	10014	10014
13.	Ball	1	K20M8S	K20M8S	K20M8S
14.	Locking pin	1	10363	10363	10363
15.	Spring	1	10761	10761	10761
16.	Spacer	1	10458	10458	10458
17.	Ball	1	K25M8S	K25M8S	K25M8S

Accessories

Article no.	Description
10-530-H	Padded cover

Technical specification

Maximum workload	20 kg in even distribution, corresponding to a patient weight of 200 kg, according to EN 60601-1 and EN 60601-2.
Weight	2,8 kg
Dimension (H x W x L)	370 x 40 x 630 mm
Material side rail	Stainless steel Aluminum

Version	UDI-DI
10-530	07350111831820
10-530-US	07350111831844
10-530-UK	07350111831837



Reison Medical AB

Eriksbergsvägen 32A

734 92 Hallstahammar

SWEDEN

+46 (0)220 433 99 | order@reison.se | info@reison.se